

# Technology in the Classroom

---

PRESENTATION BY PETER HARDER

# Brief Outline

---

- **What technology is available to us as ALTs?**
- **Uses in the EFL classroom**
- **Success in my classroom**
- **The power of PowerPoint**
- **Troubleshooting**
- **Slideshow Tutorial**
- **Bonus tips**
- **Discussion / Question time**



# Who Am I?

---

- **Second Year JHS and ES ALT**
- **From Canada**
- **27 years old**
- **Degree in East Asian Studies and 3D Game Design**
- **I love technology**



# A little background...

---

- **Built my first computer when I was 13**
- **Worked for an American ISP and HP computers technical support for 3 years.**
- **Studied video game design and 3D modeling.**
- **I know nothing about programming and coding!!!**

**Technology Available to Us as  
an ALT**

---

# Desktops and Laptops

---



# TV / Projector



# HDMI and VGA cables

---





# Tablets and Smartphones

---



# Pocket Wifi, Chromecast and Tethering!



# Document Projector

---



# Rasterbator (BIG PRINTER)

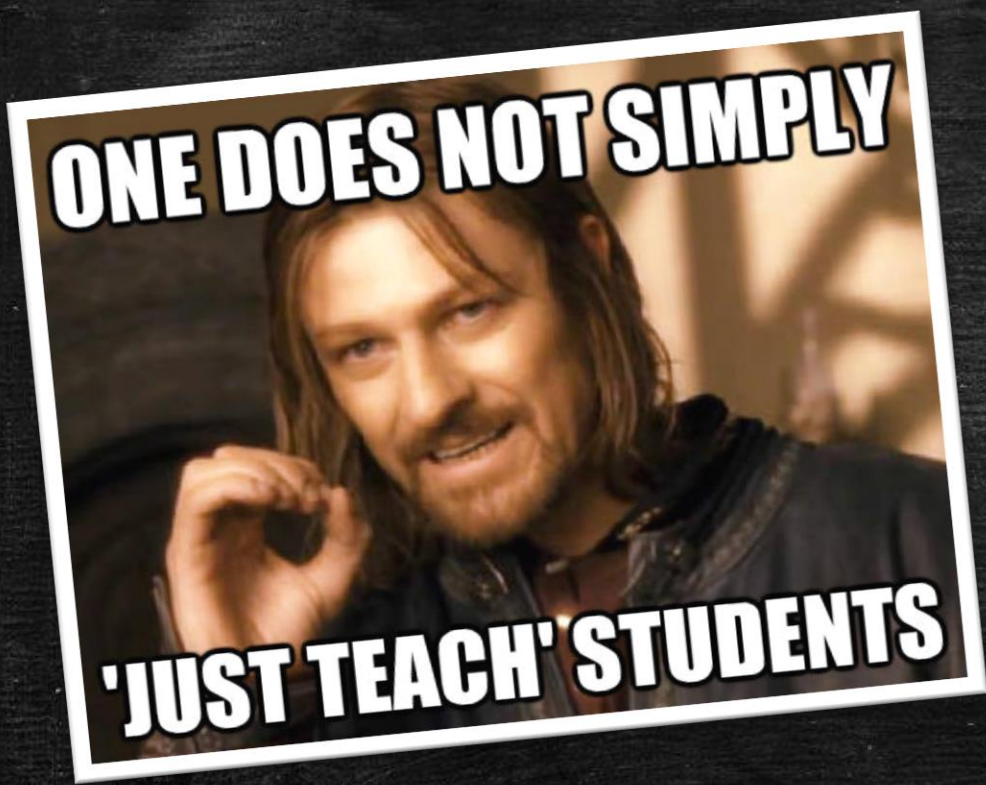


# Software

---

- **Digital Textbooks**
- **PowerPoint, Google Slides, etc**
- **Youtube**
- **Apps and Websites**  
(ie. [starfall.com](http://starfall.com), [Engllopedia.net](http://Engllopedia.net),  
[hapilab.obunsha.co.jp](http://hapilab.obunsha.co.jp))





# Uses in the EFL Classroom

---

# How it can be used:


---

- **Practicing grammar points.**
- **Teaching phonics**
- **Songs and Videos**
- **Games!**

**Practicing grammar**

---





# Teaching Phonics

---

# What Letter is it?



P



# Videos!

(<https://www.youtube.com/watch?v=WX8HmogNyCY>)



# My Success using Tech...

---

- **All students get a lot more involved when using the TV.**
- **Can hold their attention a lot longer than just using flashcards!**
- **Using the TV is bigger than flash cards.**
- **Because technology is more engaging, students retain information easier!**
- **You can get very creative! You can relate more with the students!**
- **Super easy to make! You'll have lots of spare time!**

# Scholarly Studies and Articles

---

- **The Impact of Classroom Technology on Student Behavior**  
<http://www.aabri.com/manuscripts/10472.pdf>
- **Using Technology in Primary Classrooms**  
<http://journal.naeyc.org/btj/200311/techinprimaryclassrooms.pdf>
- **The Positive Effects of Technology on Teaching and Student Learning**  
<http://files.eric.ed.gov/fulltext/ED554557.pdf>

# The Power of PowerPoint!

---

- **What can it do?**
- **Slideshows Vs. using the Textbook**
- **Games!**

**My Games!**





**Let's Make a Slideshow!**

---



**Possible problems, issues,  
or concerns with using  
technology?**

---

# Possible Problems!

---

- **Computers can crash, TV's can break, batteries can die, technology can fail**
- **It isn't always the best option! (ie. Kid's don't like sitting all the time.)**
- **Difficulties in agreeing in use of tech in team teaching environment**

# Bonus Tips #1

---

**Teachers at non-profit educational institutions are permitted to reproduce copyrighted works for the purpose of teaching, as long as such reproduction does not infringe on the interests of the author.**

- Copyright Law of Japan: Article 34  
[http://www.cric.or.jp/english/clj/cl2.html#cl2\\_1+A34](http://www.cric.or.jp/english/clj/cl2.html#cl2_1+A34)

# Bonus Tips #2

---

*Use slightly more difficult to read fonts  
to help students remember!*

<https://hbr.org/2012/03/hard-to-read-fonts-promote-better-recall>

# Bonus Tips #3

---


乃口ナ ンモ NEVER USE ナカIS

手口ナ!

## Bonus Tip #4

---

Search for “animated” pictures.



Questions?

The End